



>Help! >Donate >Samba Shirts & Stuff >Profile >Log out [DurocShark]



See all banner ads | Advertise here

Home

Classifieds

Gallery

Forums

Community

Archives

Technical

Search

Memberlist

Chat

Chummies

FAQ/Help

You have no new messages

3 hippy dudes and a green bus= problems<-THE ORIGINAL

Goto page [Previous](#) [1](#), [2](#), [3](#) ... [22](#), [23](#), [24](#) ... [29](#), [30](#), [31](#) [Next](#)




new topic

locked

TheSamba.com Forum Index -> Stories

[View previous topic](#) :: [View next topic](#)

Author	Message
DurocShark Samba Contributor Joined: 05 Apr 2004 Posts: 2125 Location: In the thin air	<p> Posted: Sat Sep 18, 2004 5:06 pm Post subject: </p> <p>Having to slow down on hills is part of owning a bus. Just take it easy, and keep the RPMs up (cooling is a function of engine speed. Faster engine revs, better cooling.)</p> <p>I'm thinking it's what bottomend suggested, one of the oil cooler lines since it's not coming out of the tailpipe itself.</p> <p>The exhaust is covered in sheet metal (nylon?!?! never seen that before) on purpose. Inside that sheet metal are aluminum fins that take heat from the exhaust and make it available to the blower that blows through the fins and into the bus. If the oil was leaking in there, you'd see it coming out of the exhaust pipes, but not the tailpipe.</p> <p>Unfortunately, the oil cooler isn't something we can walk ya'll through. You're going to have to find someone with experience to come out. Are you still going through one quart every 80 miles?</p> <hr/> 73 High Top 71 Deluxe 84 Volvo 244GL 70 Chevrolegs
M dn ght Samba Contributor Joined: 14 Sep 2004 Posts: 7 Location: Wisconsin	<p> Posted: Sat Sep 18, 2004 5:19 pm Post subject: </p> <p>Ah, sorry, my fault on the AAA then. I guess I've had it for so long now that the year membership requirement eluded my memory. I'd still recommend it as a good idea for the future, though.</p> <p>Best wishes, as always, to the hippies, the bus, Bottomend et al.</p> <hr/> "Roads stretch out like healthy veins and wild gift horses strain the reigns where even Richard Nixon has got soul." -- Neil Young
livinalive Samba Contributor Joined: 17 Sep 2004 Posts: 12	<p> Posted: Sat Sep 18, 2004 5:21 pm Post subject: </p> <p>yep still going through 1 quart per 70 or so miles. we've been having to pay \$3.00 per quart and we've been paying roughly \$2.80 per gallon for gas. these prices are insane. so the account is quickly deteriorating. i just called the one guy from amarillo on the AIRS site and his number was disconnected. the stuff around the exhaust isn't sheet metal it's actual nylon cloth like a rope almost but about 2 inches wide.</p>
autocustomz Samba Contributor Joined: 12 Jul 2004 Posts: 159 Location: Oklahoma City	<p> Posted: Sat Sep 18, 2004 5:28 pm Post subject: </p> <p>i'm in oklahoma city ... you can give me a call when you guys get through here ... should only take around 4.5 hours or so ... if you guys will wait til morn, i will take a look at it for ya ... cell phone# 405-290-8409 ... let me know as soon as possible cuz i was going fishin in the morning</p>

<p>Back to top</p> <p>autocustomz Samba Contributor</p>  <p>Joined: 12 Jul 2004 Posts: 159 Location: Oklahoma City</p>	<p>profile pm email AIM gallery ads</p> <p>Posted: Sat Sep 18, 2004 5:30 pm Post subject: quote report</p> <p>did i mention i own a stereo shop? rofl</p>
<p>Back to top</p> <p>thenexttownshend Samba Contributor</p>  <p>Joined: 27 Nov 2003 Posts: 355 Location: Rhode Island</p>	<p>profile pm email AIM gallery ads</p> <p>Posted: Sat Sep 18, 2004 5:33 pm Post subject: quote report</p> <p>Hrm...ive seen something like that nylon stuff your describing, i think it may be an insulating wrap to help retain the heat in the boxes, to get hotter air coming in the vents.</p> <p>Does that nylon have any oil stains on it? If so can you find a hose in the stains genreal area that may be leaking? Im not familiar with extrenal oil coolers, this is just what id look for if i crawled uner there. Post back with your findings.</p> <p>Hope it helps you guys out</p> <hr/> <p>Steve</p> <p>-1973 Bus Type II</p>
<p>Back to top</p> <p>EZ Gruv Samba Contributor</p>  <p>Joined: 10 Dec 2002 Posts: 451 Location: Las Vegas</p>	<p>profile pm email AIM gallery ads</p> <p>Posted: Sat Sep 18, 2004 5:35 pm Post subject: quote report</p> <p>\$3.00 is a lot to pay for oil. It might be best to find a autozone or something. It might be a little out of the way, but you'll save at least \$1 a quart.</p> <hr/> <p>Eric 77 Westy "Mojo" "And when I die put a sound system in my hearse" - Rodney O & Joe Cooley</p>
<p>Back to top</p> <p>bajorek Samba Contributor</p> <p>Joined: 25 May 2003 Posts: 756</p>	<p>profile pm email www gallery ads</p> <p>Posted: Sat Sep 18, 2004 5:45 pm Post subject: quote report</p> <p>That's heat wrap on your pipes. Keep it on there- it helps keep the overall temps down. That is wayyy too much for oil. Stop at a Wal-Mart (or something similar) and buy a couple 5 gallon jugs and a funnel. It will save you money!!!</p> <p>The losing speed on the hills is normal. Don't lug the engine by bogging it down to 35 in 4th. If you go under 40-45, shift down to 3rd.</p>
<p>Back to top</p> <p>livinalive Samba Contributor</p> <p>Joined: 17 Sep 2004 Posts: 12</p>	<p>profile pm gallery ads</p> <p>Posted: Sat Sep 18, 2004 5:48 pm Post subject: quote report</p> <p>so there is definitely spots where the oil is really thick on the straps. should we take them off and look inside the boxes?</p>
<p>Back to top</p> <p>autocustomz Samba Contributor</p>	<p>profile pm gallery ads</p> <p>Posted: Sat Sep 18, 2004 5:51 pm Post subject: quote report</p> <p>dude ... as much as i would love to help you, you would get here at like 1 am or so ... that is not real condusive to finding what we need to find ... i don't mind meeting you early, just need daylight to help us ...</p>



Joined: 12 Jul 2004
Posts: 159
Location: Oklahoma City

[Back to top](#)

[profile](#) [pm](#) [email](#) [AIM](#) [gallery](#) [ads](#)

bajorek
Samba Contributor

Posted: Sat Sep 18, 2004 5:53 pm Post subject:

[quote](#) [report](#)

Joined: 25 May 2003
Posts: 756

Leave them on (cloth wrapping), but look to see where the oil is coming from. You have to keep gravity and wind force in mind when looking for the source off the oil leak.

You might try wiping as much oil off as possible- letting the engine cool a little first- and then running the engine at idle- without moving- to see if you can determine where the oil is leaking from. That will give us here an idea of the severity of it.

Last edited by bajorek on Sat Sep 18, 2004 5:54 pm; edited 1 time in total

[Back to top](#)

[profile](#) [pm](#) [email](#) [gallery](#) [ads](#)

thenexttownshend
Samba Contributor

Posted: Sat Sep 18, 2004 5:53 pm Post subject:

[quote](#) [report](#)



Joined: 27 Nov 2003
Posts: 355
Location: Rhode Island

no dont take them off, look around the wrap for a leaking hose or anything leaking oil maybe its not too expensive of a fix

Steve

-1973 Bus Type II

[Back to top](#)

[profile](#) [pm](#) [email](#) [AIM](#) [gallery](#) [ads](#)

livinalive
Samba Contributor

Posted: Sat Sep 18, 2004 5:59 pm Post subject:

[quote](#) [report](#)

Joined: 17 Sep 2004
Posts: 12

so where are these hoses located? when we get underneath i don't see them.

these hoses that are supposed to be leaking--are they external hoses that are leaking oil on to the tailpipe and exhaust system, or are they hoses inside the exhaust system that's wrapped up with the nylon that have disconnected.

[Back to top](#)

[profile](#) [pm](#) [gallery](#) [ads](#)

livinalive
Samba Contributor

Posted: Sat Sep 18, 2004 6:06 pm Post subject:

[quote](#) [report](#)

Joined: 17 Sep 2004
Posts: 12

okay so i think we may have come upon a BREAKTHROUGH!! the place with the most oil is the fan shroud. there is literally a small (very small) puddle of oil in the bottom of the fan shroud. when i lye on the ground and check out the engine the underneath of the fan shroud and it's vicinity is where most of the oil seems to be spilling. i really hope this helps.

[Back to top](#)

[profile](#) [pm](#) [gallery](#) [ads](#)

joelleputtputt
Samba Contributor

Posted: Sat Sep 18, 2004 6:06 pm Post subject: 35 on a hill?

[quote](#) [report](#)



Joined: 18 Jun 2004
Posts: 26
Location: Escondido

You guys can go 35 on a hill? Man I'm jealous. You must be talking DOWNhill, right?
All joking aside, we are pulling for you here in San Diego. We actually discussed driving to Needles to let you use our AAA Premiere.
joelle

3 '71 Deluxe Buses, one of which actually runs
'62 Fleetwood
'87 Golf

[Back to top](#)

[profile](#) [pm](#) [gallery](#) [ads](#)

bajorek
Samba Contributor

Posted: Sat Sep 18, 2004 6:10 pm Post subject:

[quote](#) [report](#)

Joined: 25 May 2003
Posts: 756


We (the forum) are thinking the hoses are external. The oil you are seeing has probably collected there from driving. Wipe the are down really well, and then look for the leak. You could even take it to a car wash and spray the bottom of the engine- DON'T spray the top of the engine near the spark plug wires or you will screw the electrical system up.

The external oil cooler you are looking for looks like a mini version of the back of a fridge/a/c unit/radiator. It could be up on top of the engine near the battery wells, or it could be underneath bolted to the frame.

Last edited by bajorek on Sat Sep 18, 2004 6:13 pm; edited 1 time in total

[Back to top](#) [profile](#) [pm](#) [email](#) [gallery](#) [ads](#)

thenexttownshend
Samba Contributor



Joined: 27 Nov 2003
Posts: 355
Location: Rhode Island

Posted: Sat Sep 18, 2004 6:10 pm Post subject:

fan shroud?...hold on ill go look on my bus

Steve


-1973 Bus Type II

[quote](#) [report](#)

[profile](#) [pm](#) [email](#) [AIM](#) [gallery](#) [ads](#)

[Back to top](#) [profile](#) [pm](#) [email](#) [AIM](#) [gallery](#) [ads](#)

thenexttownshend
Samba Contributor



Joined: 27 Nov 2003
Posts: 355
Location: Rhode Island

Posted: Sat Sep 18, 2004 6:14 pm Post subject:

Ok yeah im guessing that the oil is pooling there from somewhere else...could it possibly be spilling there from when you pour the oil in? or maybe the plastic cap and funnel thing arnt pushed on all the way. Give it a push. What about the dipstick? Is yours there? Is the little tube where it goes in all oily?

Steve

-1973 Bus Type II

[quote](#) [report](#)

[profile](#) [pm](#) [email](#) [AIM](#) [gallery](#) [ads](#)

[Back to top](#) [profile](#) [pm](#) [email](#) [AIM](#) [gallery](#) [ads](#)

bajorek
Samba Contributor

Joined: 25 May 2003
Posts: 756

Posted: Sat Sep 18, 2004 6:16 pm Post subject:


It's not leaking from here is it?

http://www.thesamba.com/vw/forum/album_page.php?pic_id=80898

[quote](#) [report](#)

[Back to top](#) [profile](#) [pm](#) [email](#) [gallery](#) [ads](#)

thenexttownshend
Samba Contributor



Joined: 27 Nov 2003
Posts: 355
Location: Rhode Island

Posted: Sat Sep 18, 2004 6:17 pm Post subject:

Yeah thats my suspicion. You guys see anything?

Steve

-1973 Bus Type II

[quote](#) [report](#)

[profile](#) [pm](#) [email](#) [AIM](#) [gallery](#) [ads](#)

[Back to top](#) [profile](#) [pm](#) [email](#) [AIM](#) [gallery](#) [ads](#)

Display posts from previous:

You **can** post new topics in this forum
You **can** reply to topics in this forum
You **can** edit your posts in this forum
You **can** delete your posts in this forum
You **can** vote in polls in this forum

